



Club Health Assessment for District N 1 through February 2025

			Status		Membership						Reports					Finance		LCIF		
Club Number	Club Name	Charter Date			Current Member Count	YTD Members Added	YTD Members Dropped	YTD Net Growth	YTD Net Growth%	Member Count 12 Months Ago	Avg. length of service for dropped members	Months Since Last MMR ***	Yrs. Since Last Officer Report	President Rotation	Vice President Reported ****	Months Since Last Activity Report ***	Account Balance	Donations for current Fiscal Year		
			Number of times on status quo within last two years		If below 15 members appears					If net loss is greater than 20% appears		If no report in 3 months appears in	When more than one year appears in	Number of repeat terms		Notes the officers that do not have an active	If no report at 12 months appears in red			
Clubs more than two years old																				
13674	CALAIS	08/28/1940	Active		37	1	0	1	2.78%	0		6		2	N	SC	0	90+ Days		
13679	FORT FAIRFIELD	07/27/1937	Active		22	0	0	0	0.00%	0		10		9		M,VP,SC	0			
13680	FORT KENT	08/29/1938	Active		109	6	14	-8	-6.84%	0	12	0		2	R		0			
Current Total Clubs Count	YTD New Clubs Count	YTD Cancelled Clubs Count	YTD Net Club Gain	Current Total Members Count	YTD Add	YTD Drop	YTD Net Growth	YTD Net Growth %	Member Count 12 Months Ago	Average Member Count Per Club	% of Clubs with less than 20 members	% No MMR in 3 Months	% No Officer Report in 12 Months	% of Clubs with balance 90+ days	Number of Clubs in Status Quo	% Status Quo Clubs in Financial Suspension	Number of Cancelled Clubs	Average Cancelled Club Age	Members Lost Due to Cancellation	% of Clubs Cancelled for Non-Financial Reasons
3	0	0	0	168	7	14	-7	-4.00%	0	56	0%	67%	0%	33%	0	0%	0	0	0	0%

* - P - Priority Club. Cancellation Reasons: 1-Objectives/conduct, 2-Non-active club, 5-Non-existing club, 6-Disbanding, 7-Merger, 8-Financial Suspension, 9-District/Multiple District Dues.

** - Abbreviation: P-President, S-Secretary, T-Treasurer, M-Member Chairperson, VP-First Vice President, MC-Communications Chairperson, SC-Service Chairperson

*** - Abbreviation: N/R - Never reported using the Lions Clubs website, N/A - Not applicable, No password registered for the Lions Clubs website.

**** - Abbreviation: N - New, IP - Immediate Past, R - Repeat.



Club Health Assessment for District N 1 through February 2025

			Status	Membership							Reports					Finance		LCIF
Club Number	Club Name	Charter Date		Current Member Count	YTD Members Added	YTD Members Dropped	YTD Net Growth	YTD Net Growth%	Member Count 12 Months Ago	Avg. length of service for dropped members	Months Since Last MMR ***	Yrs. Since Last Officer Report	President Rotation	Vice President Reported ****	Months Since Last Activity Report ***	Account Balance	Donations for current Fiscal Year	
			Number of times on status quo within last two years	If below 15 members appears			If net loss is greater than 20% appears			If no report in 3 months appears in			When more than one year appears in	Number of repeat terms	Notes the officers that do not have an active	If no report at 12 months appears in red		
Clubs less than two years old																		
180461	Sunbury-York South	02/13/2025	Newly Chartered	23	23	0	23	100.00%	0		0			N	M,SC	N/R		
Clubs more than two years old																		
13737	ALBERTON	12/06/1966	Active	13	1	0	1	8.33%	0		8		None		P,T,M,VP,SC	1		
13696	BARKERS POINT NORTHSIDE	07/09/1957	Active	5	0	0	0	0.00%	0		10		5		VP,SC	2		
34518	BATH	10/18/1977	Active	27	3	0	3	12.50%	0		1			N	M,SC	1		
13738	BELFAST	01/14/1974	Active	18	3	0	3	20.00%	0		3		3	R	P,M,VP,SC	3		
45408	BOIESTOWN UPPER MIRAMICHI	10/21/1985	Active	23	4	0	4	21.05%	0		0			N	SC	1		
13698	BOUCTOUCHE	05/21/1965	Active	11	0	0	0	0.00%	0		10			N	SC	0		
45889	BURTON	03/20/1986	Active	30	13	6	7	30.43%	0	2	4			N	SC	5		\$33.21
30588	BURTT'S CORNER	04/16/1975	Active	29	2	2	0	0.00%	0	13	0		2	N	P,M,SC	0		
30173	CAMPBELLTON	01/21/1975	Active	22	1	3	-2	-8.33%	0	21	3				VP,SC	3		
13701	CHIPMAN MINTO L C	05/12/1966	Active	9	0	1	-1	-10.00%	0	7	1		14	R	M,VP,SC	12		
13741	CORNWALL	01/22/1968	Active	7	0	0	0	0.00%	0		32		2		P,T,M,VP,SC	24+		
30264	CYMBRIA	02/26/1975	Active	51	3	2	1	2.00%	0	5	1		2	R	SC	0		\$1,106.68
13702	DALHOUSIE	03/01/1965	Active	16	2	4	-2	-11.11%	0	16	2				M,VP,SC	1		
39871	DORCHESTER	05/13/1981	Cancelled(6*)	0	0	0	0	0.00%	0		8	1	None		P,S,T,M,VP SC	24+		
46710	DOUGLASTOWN	12/15/1986	Active	8	2	4	-2	-20.00%	0	4	3		None	N	P,T,M,SC	0		
41015	EAST ROYALTY	03/19/1982	Active	15	0	0	0	0.00%	0		8			R	S,SC	0		
29367	EASTERN CHARLOTTE	05/29/1974	Active	21	0	1	-1	-4.55%	0	3	2			R	SC	7		
44834	FORT AUGUSTUS	04/02/1985	Active	17	3	1	2	13.33%	0	7	0				T,M,VP,SC	24+		
13703	FREDERICTON	11/29/1950	Active	18	0	3	-3	-14.29%	0	2	0		3	R	M,SC	0		\$164.28
13704	GEARY	07/19/1969	Active	21	2	10	-8	-27.59%	0	8	0			N		3		\$252.99
Exc Award (06/30/2018, 06/30/2022)																		



Club Health Assessment for District N 1 through February 2025

Club Number	Club Name	Charter Date	Status	Membership							Reports					Finance	LCIF
				Current Member Count	YTD Members Added	YTD Members Dropped	YTD Net Growth	YTD Net Growth%	Member Count 12 Months Ago	Avg. length of service members	Months Since Last MMR ***	Yrs. Since Last Officer Report	President Rotation	Vice President Reported ****	Months Since Last Activity Report ***	Account Balance	Donations for current Fiscal Year
			Number of times on status quo within last two years	If below 15 members appears				If net loss is greater than 20% appears			If no report in 3 months appears in	When more than one year appears in	Number of repeat terms	Notes the officers that do not have an active	If no report at 12 months red		
41335	GRAND WASHADEMOAK	05/18/1982	Active	12	0	1	-1	-7.69%	0	15	6		2	R	T,M,VP,SC	11	
45324	HAMPTON	08/13/1985	Active(1)	24	2	1	1	4.35%	0	1	4		2	N	SC	0	
13707	HARVEY STATION	08/04/1968	Active	19	1	1	0	0.00%	0	43	1			N	M,SC	0	
	Exc Award (06/30/2018)																
13708	HAVELOCK	09/24/1953	Active(1)	9	0	0	0	0.00%	0		10		3		T,M,VP,SC	4	
13715	HUMPHREY LEWISVILLE	04/19/1971	Active	23	1	2	-1	-4.17%	0	29	1			N	SC	0	\$370.80
13744	SUNNY BRAE														VP	0	
13744	HUNTER RIVER	03/06/1973	Active	16	0	0	0	0.00%	0		10					0	
40426	JEMSEG	10/14/1981	Active	16	0	0	0	0.00%	0		10			N		0	
13711	KENNEBECASIS	10/25/1959	Active	18	1	4	-3	-14.29%	0	23	3		2	R	SC	24+	
13745	KENSINGTON	10/29/1954	Active	17	1	1	0	0.00%	0	1	3			N	P	0	\$37.08
49412	LAKEVILLE	04/19/1989	Active	4	0	1	-1	-20.00%	0	3	5		20		T,M,VP,SC	1	
30509	MAGNETIC HILL	04/07/1975	Active	6	0	0	0	0.00%	0		10		4		P,M,VP,SC	24+	
54686	MALPEQUE BAY AREA	06/30/1993	Active	5	0	1	-1	-16.67%	0	4	0		3		P,M,VP,SC	20	
29528	MC ADAM	06/28/1974	Active	29	2	2	0	0.00%	0	3	1			N	SC	0	
37424	MILLIDGEVILLE-NORTH END L C	07/13/1979	Active	16	3	2	1	6.67%	0	6	1			N		0	\$482.04
13714	MONCTON	04/06/1949	Active	26	6	0	6	30.00%	0		0		2	R		0	\$1,019.71
13746	MONTAGUE	05/16/1968	Active	8	0	0	0	0.00%	0		9		2	N	P,T,M,VP,SC	24+	
13747	MORELL	11/10/1969	Active	15	0	0	0	0.00%	0		9		2		M,VP,SC	24+	
142382	Mount Stewart	08/18/2020	Active(1)	12	0	0	0	0.00%	0		10			IP	SC	7	
13716	NACKAWIC	10/22/1970	Active	22	0	1	-1	-4.35%	0	4	3			IP	T,SC	1	\$1,000.00
13717	NASHWAAKSIS	03/22/1966	Active	56	4	0	4	7.69%	0		2			N	S,SC	5	\$1,859.83
46540	NEW MARYLAND	09/16/1986	Active	20	2	3	-1	-4.76%	0	4	1		3	R	SC	0	
13718	NEWCASTLE	02/11/1965	Active	20	0	9	-9	-31.03%	0	30	1			N	T,M,SC	0	
32080	NORTH & SOUTH ESK L C	04/22/1976	Active	10	0	1	-1	-9.09%	0	48	4		9		P,T,M,VP,SC	24+	
13750	NORTH RUSTICO	11/07/1966	Active	17	0	2	-2	-10.53%	0	16	0				M,VP,SC	0	



Club Health Assessment for District N 1 through February 2025

			Status	Membership							Reports					Finance		LCIF
Club Number	Club Name	Charter Date		Current Member Count	YTD Members Added	YTD Members Dropped	YTD Net Growth	YTD Net Growth%	Member Count 12 Months Ago	Avg. length of service for dropped members	Months Since Last MMR ***	Yrs. Since Last Officer Report	President Rotation	Vice President Reported *****	Months Since Last Activity Report ***	Account Balance	Donations for current Fiscal Year	
			Number of times on status quo within last two years	If below 15 members appears				If net loss is greater than 20% appears			If no report in 3 months appears in	When more than one year appears in	Number of repeat terms	Notes the officers that do not have an active	If no report at 12 months red			
13751	OLEARY	08/28/1962	Active	18	1	1	0	0.00%	0	13	1			N	S,T,M,VP,SC	3		
13752	PARKDALE SHERWOOD L C	07/25/1960	Active	42	2	2	0	0.00%	0	28	1			N	SC	1	\$106.74	
77933	PICKWAUKET	12/10/2003	Active	6	0	7	-7	-53.85%	0	7	0			N	M,SC	0	\$106.00	
Exc Award (06/30/2021)																		
143088	Pokeshaw & Black Rock Club	12/01/2020	Active	30	11	3	8	36.36%	0	4	2		5		M,VP,SC	N/R		
13709	QUISPAMIS ISLAND VIEW	12/18/1973	Active	16	1	1	0	0.00%	0	1	1				M,VP,SC	4		
13721	REXTON	03/15/1962	Active	42	7	1	6	16.67%	0	20	2		2	R	SC	3	\$1,000.00	
13723	RIVER VALLEY L C	05/03/1967	Active	11	0	1	-1	-8.33%	0	57	2		None	N	P,S,T,VP	2		
13724	RIVERVIEW	03/04/1960	Active	77	10	2	8	11.59%	0	25	0			N	P,VP,SC	1		
Exc Award (06/30/2017)																		
13730	SALISBURY	07/27/1953	Active	43	2	2	0	0.00%	0	4	1			R	SC	0	\$1,987.84	
13731	SHEDIAC	10/04/1961	Active	9	1	4	-3	-25.00%	0	14	2			N	M,SC	3		
46023	SHIPPAGAN	04/22/1986	Active	36	0	0	0	0.00%	0		6		9		P,M,VP,SC	24+		
13734	SIMONDS	04/19/1963	Active	22	3	1	2	10.00%	0	3	3			N		0	\$1,059.27	
13755	SOURIS	07/27/1955	Active	33	2	2	0	0.00%	0	6	4		2		T,VP,SC	1	\$109.74	
13753	ST ELEANORS	04/11/1961	Active	22	1	1	0	0.00%	0	5	4				M,VP,SC	1		
33675	ST MARTINS & DISTRICT L C	04/08/1977	Active	11	1	3	-2	-15.38%	0	20	1		6	N	M,SC	0		
13729	ST STEPHEN MILLTOWN	11/12/1958	Active	11	0	0	0	0.00%	0		10		2	R	P,M,SC	24+		
30046	STRATFORD AND AREA INC	12/23/1974	Active	24	0	0	0	0.00%	0		0			N	SC	1	\$71.17	
13756	SUMMERSIDE	10/12/1954	Active	17	0	0	0	0.00%	0		4		2		M,VP,SC	7		
13735	SUSSEX	08/13/1953	Active	18	0	3	-3	-14.29%	0	3	1			N	SC	1		
13720	TOBIQUE L C	09/11/1969	Active	14	0	1	-1	-6.67%	0	12	3				M,VP,SC	2		
33326	TRACADIE	02/11/1977	Active	22	3	0	3	15.79%	0		3		2	N	M,SC	6		
39353	UPPER GAGETOWN RIVER ROAD	01/28/1981	Active	10	3	1	2	25.00%	0	1	2			N	T,M,SC	0		
39809	UPPER NASHWAAK L C	04/23/1981	Active	10	0	0	0	0.00%	0		10		9	R	T,M,VP	2		



Club Health Assessment for District N 1 through February 2025

Club Number	Club Name	Charter Date	Status	Membership							Reports					Finance	LCIF
				Current Member Count	YTD Members Added	YTD Members Dropped	YTD Net Growth	YTD Net Growth%	Member Count 12 Months Ago	Avg. length of service for dropped members	Months Since Last MMR ***	Yrs. Since Last Officer Report	President Rotation	Vice President Reported ****	Months Since Last Activity Report ***	Account Balance	Donations for current Fiscal Year
			Number of times on status quo within last two years	If below 15 members appears				If net loss is greater than 20% appears			If no report in 3 months appears	When more than one year appears in	Number of repeat terms	Notes the officers that do not have an active	If no report at 12 months appears in red		
13757	VERNON RIVER	04/18/1972	Active	11	0	0	0	0.00%	0		9		2	R P,VP,SC	0		
13758	WINSLOE	04/28/1972	Active	31	1	2	-1	-3.13%	0	5	0			N SC	0		
Exc Award (06/30/2016)																	

Clubs Cancelled Previous Fiscal Year – Clubs Cancelled within last 12 months may be reinstated

Club Number	Club Name	Charter Date	Current Status*	Cancellation Date
13706	HARTLAND	02/10/1966	Cancelled(6*)	09/29/2023
135014	Irishtown Ladder-Up Specialty INC	06/27/2018	Cancelled(8*)	06/29/2024

Current Total Clubs Count	YTD New Clubs Count	YTD Cancelled Clubs Count	YTD Net Club Gain	Current Total Members Count	YTD Add	YTD Drop	YTD Net Growth	YTD Net Growth %	Member Count 12 Months Ago	Average Member Count Per Club	% of Clubs with less than 20 members	% No MMR in 3 Months	% No Officer Report in 12 Months	% of Clubs with balance 90+ days	Number of Clubs in Status Quo	% Status Quo Clubs in Financial Suspension	Number of Cancelled Clubs	Average Cancelled Club Age	Members Lost Due to Cancellation	% of Clubs Cancelled for Non-Financial Reasons
69	1	1	0	1,390	134	107	27	1.98%	0	20	58%	48%	0%	1%	0	0%	1	107	0	0%

* - P - Priority Club. Cancellation Reasons: 1-Objectives/conduct, 2-Non-active club, 5-Non-existing club, 6-Disbanding, 7-Merger, 8-Financial Suspension, 9-District/Multiple District Dues.

** - Abbreviation: P-President, S-Secretary, T-Treasurer, M-Member Chairperson, VP-First Vice President, MC-Communications Chairperson, SC-Service Chairperson

*** - Abbreviation: N/R - Never reported using the Lions Clubs website, N/A - Not applicable, No password registered for the Lions Clubs website.

**** - Abbreviation: N - New, IP - Immediate Past, R - Repeat.




Club Health Assessment for District N 2 through February 2025

			Status	Membership							Reports					Finance		LCIF
Club Number	Club Name	Charter Date		Current Member Count	YTD Members Added	YTD Members Dropped	YTD Net Growth	YTD Net Growth%	Member Count 12 Months Ago	Avg. length of service for dropped members	Months Since Last MMR ***	Yrs. Since Last Officer Report	President Rotation	Vice President Reported ****	Months Since Last Activity Report ***	Account Balance	Donations for current Fiscal Year	
			Number of times on status quo within last two years	If below 15 members appears				If net loss is greater than 20% appears			If no report in 3 months appears in	When more than one year appears in	Number of repeat terms		Notes the officers that do not have an active	If no report at 12 months appears in red		
Clubs more than two years old																		
13759	AMHERST	11/20/1954	Active	42	3	7	-4	-8.70%	0	3	1			N	0			\$5,665.39
Exc Award (06/30/2020)																		
13760	ANNAPOLIS ROYAL	05/06/1957	Active	12	0	1	-1	-7.69%	0	1	5		2	N	3			\$741.61
Exc Award (06/30/2016, 06/30/2018)																		
13761	ANTIGONISH	10/22/1962	Active	29	0	1	-1	-3.33%	0	8	3		3	N	P,VP,SC	0		
13762	ARMDALE FAIRVIEW ROCK	11/23/1955	Active	10	0	0	0	0.00%	0		11		6	R	SC	1		
13763	AYLESFORD DISTRICT	11/28/1967	Active	19	4	0	4	26.67%	0		4		2	R	SC	2		
13764	BADDECK	05/30/1951	Active	46	0	1	-1	-2.13%	0	57	0		2	R	M,SC	2		
13765	BARRINGTON AREA	11/28/1962	Active	42	1	1	0	0.00%	0	4	2			N	SC	0		
87908	BEAVER BANK KINSAC	04/27/2005	Active	42	1	3	-2	-4.55%	0	7	1		3	N	M	0		\$153.50
13766	BEDFORD	01/23/1946	Active	41	1	7	-6	-12.77%	0	13	1			N	SC	1		\$72.29
Exc Award (06/30/2016, 06/30/2017, 06/30/2018)																		
13767	BERWICK	02/06/1961	Active	57	7	2	5	9.62%	0	29	1			N	SC	17		\$2,000.00
13768	BRIDGETOWN	08/29/1955	Active	14	1	0	1	7.69%	0		6				M,VP,SC	0		
13769	BRIDGEWATER AND AREA	09/19/1955	Active	20	1	1	0	0.00%	0	8	4		2	N		2		\$167.08
Exc Award (06/30/2018)																		
33174	CABOT TRAIL L C	12/31/1976	Active	13	1	1	0	0.00%	0	2	1			R	M,SC	24+		
13770	CANNING DISTRICT L C	10/30/1969	Active	36	6	1	5	16.13%	0	0	1			N	SC	0		\$14.60
13771	CANSO	04/25/1968	Active	41	5	1	4	10.81%	0	10	3		2	N	VP,SC	0		\$107.92
61040	CHESTER BASIN-NEW ROSS-CHESTER	07/22/1998	Active	14	2	0	2	16.67%	0		4		None		P,T,M,VP,SC	3		\$69.38
44360	CHEZZETCOOK & DISTRICT	11/26/1984	Active	30	8	0	8	36.36%	0		4			N		0		
Exc Award (06/30/2023)																		
38596	COLDBROOK & DIST L C	06/16/1980	Active	36	2	2	0	0.00%	0	6	1			N	M,SC	0		
41480	COLE HARBOUR	06/07/1982	Status Quo(1)	0	1	9	-8	-100.00%	0	10	1		None		P,S,T,M,VP SC	5		
130460	Dalhousie University Campus	03/23/2017	Cancelled(8*)	0	0	8	-8	-100.00%	0	6	2	1	None		P,S,T,M,VP SC	24+	90+ Days	



Club Health Assessment for District N 2 through February 2025

			Status	Membership							Reports					Finance		LCIF
Club Number	Club Name	Charter Date		Current Member Count	YTD Members Added	YTD Members Dropped	YTD Net Growth	YTD Net Growth%	Member Count 12 Months Ago	Avg. length of service for dropped members	Months Since Last MMR ***	Yrs. Since Last Officer Report	President Rotation	Vice President Reported ****	Months Since Last Activity Report ***	Account Balance	Donations for current Fiscal Year	
			Number of times on status quo within last two years	If below 15 members appears				If net loss is greater than 20% appears			If no report in 3 months appears in	When more than one year appears in	Number of repeat terms	Notes the officers that do not have an active	If no report at 12 months red			
13772	DARTMOUTH Exc Award (06/30/2017)	10/25/1945	Active	16	5	0	5	45.45%	0		0		2	R	SC	1		
43349	DEEPBROOK WALDEC Exc Award (06/30/2017)	01/31/1984	Active	23	3	1	2	9.52%	0	16	0		2	N	T,M,SC	1		
105843	DIGBY AND AREA	06/19/2009	Active	13	2	0	2	18.18%	0		4			IP	SC	0		
13774	EASTERN PASSAGE COW BAY Exc Award (06/30/2018, 06/30/2019)	03/07/1972	Active	48	14	14	0	0.00%	0	6	0			N	M	0	\$1,100.06	
13775	ENFIELD/ELMSDALE & DISTRICT	07/31/1972	Active	17	0	0	0	0.00%	0		9		4		VP,SC	0		
46293	FALL RIVER & RIVERLAKE DIST	06/13/1986	Active	19	3	3	0	0.00%	0	7	0		9	R	M,SC	8		
46024	GLACE BAY	04/01/1986	Active	10	1	2	-1	-9.09%	0	6	1		8	R	SC	24+		
43227	HANTSPORT & DISTRICT L C Exc Award (06/30/2016, 06/30/2022)	12/27/1983	Active	16	0	0	0	0.00%	0		2		2		VP,SC	1	\$200.00	
13777	HUBBARDS AREA L C	06/08/1973	Active	22	0	0	0	0.00%	0		9		6	N	M,VP,SC	24+		
13779	KENTVILLE	01/17/1949	Active	11	0	0	0	0.00%	0		5		3		S,T,M,VP,SC	3		
13780	KINGSTON Exc Award (06/30/2016, 06/30/2019, 06/30/2020)	02/14/1961	Active	74	6	13	-7	-8.64%	0	9	0			N		0	\$1,143.89	
35733	LAKE ECHO AND AREA	06/30/1978	Active	35	3	2	1	2.94%	0	1	2		3	R	SC	1		
45102	LAWRENCETOWN & DISTRICT Exc Award (06/30/2017)	06/27/1985	Active	15	1	3	-2	-11.76%	0	25	2			IP		2		
13781	LIVERPOOL	04/13/1964	Active	18	0	1	-1	-5.26%	0	11	4				T,M,VP,SC	24+		
36114	LOCKEPORT	10/30/1978	Active	6	0	0	0	0.00%	0		11	1	None		P,S,T,M,VP SC	24+		
13783	LOUISDALE	04/17/1969	Active	19	0	0	0	0.00%	0		12	1	None		P,S,T,M,VP SC	24+		
13785	METEGHAN	05/10/1957	Active	33	0	0	0	0.00%	0		7			N	SC	1		
13786	MIDDLETON	11/08/1945	Active	20	1	0	1	5.26%	0		0			N	SC	0		
30236	MILFORD & DISTRICT	02/10/1975	Active	22	3	1	2	10.00%	0	8	0			N	SC	1	\$101.20	




Club Health Assessment for District N 2 through February 2025

			Status	Membership							Reports					Finance		LCIF
Club Number	Club Name	Charter Date		Current Member Count	YTD Members Added	YTD Members Dropped	YTD Net Growth	YTD Net Growth%	Member Count 12 Months Ago	Avg. length of service for dropped members	Months Since Last MMR ***	Yrs. Since Last Officer Report	President Rotation	Vice President Reported ****	Months Since Last Activity Report ***	Account Balance	Donations for current Fiscal Year	
			Number of times on status quo within last two years	If below 15 members appears				If net loss is greater than 20% appears			If no report in 3 months appears in	When more than one year appears in	Number of repeat terms	Notes the officers that do not have an active	If no report at 12 months appears in red			
40729	MUSQUODOBOIT HARBOUR & DIST Exc Award (06/30/2024)	01/20/1982	Active	41	4	4	0	0.00%	0	7	1			M,VP,SC	3			
13787	MUSQUODOBOIT VALLEY L C	02/07/1973	Active	20	1	0	1	5.26%	0		2		N	P,VP	1			
44835	NEW GERMANY & AREA Exc Award (06/30/2016, 06/30/2018)	04/23/1985	Active	28	0	0	0	0.00%	0		1		2	R	0			
13790	NEW WATERFORD	04/25/1948	Active	5	0	0	0	0.00%	0		12	1	None	P,S,T,M,VP SC	N/R			
150192	Nova Scotia Cyber Exc Award (06/30/2022)	03/17/2022	Active	12	0	0	0	0.00%	0		11		3	P,T,M,VP,SC	0		\$366.33	
13791	OXFORD AREA	09/04/1959	Active	10	1	0	1	11.11%	0		6		N	P,M,SC	11		\$693.84	
13792	PARRSBORO	05/07/1946	Active	32	0	4	-4	-11.11%	0	5	0		4	R SC	14			
13793	PICTOU AND AREA	08/30/1951	Active	16	3	0	3	23.08%	0		0		7	R SC	0			
13795	PORT WILLIAMS & DISTRICT	02/26/1970	Active	27	3	3	0	0.00%	0	19	2		2	N SC	4			
33534	PRESTON & AREA	03/22/1977	Active	13	0	1	-1	-7.14%	0	19	1			VP,SC	5			
36887	PUBNICO AREA L C	04/23/1979	Active	13	1	0	1	8.33%	0		7		2	N M,VP,SC	7			
13797	RIVER JOHN & DISTRICT	01/30/1970	Active	19	4	2	2	11.76%	0	5	0		R	VP,SC	7			
97417	RIVERPORT AND DISTRICT	06/28/2006	Active	12	1	2	-1	-7.69%	0	6	0		2	N M	14			
13798	SACKVILLE NS	02/16/1970	Active	36	9	8	1	2.86%	0	29	1		N	T,VP	1			
13801	SHEET HARBOUR	12/17/1947	Active	41	2	1	1	2.50%	0	7	2		2	M,VP,SC	14			
13802	SHELBURNE	04/06/1963	Active	22	2	3	-1	-4.35%	0	17	1		6	R VP	0			
13803	SHUBENACADIE	11/04/1946	Active	11	3	2	1	10.00%	0	7	1		N	M,SC	0		\$287.78	
115117	SPRINGHILL AND AREA Exc Award (06/30/2017)	09/22/2011	Active	8	0	1	-1	-11.11%	0	13	6		2	N M,SC	5			
13805	SPRYFIELD	03/19/1957	Active	17	1	1	0	0.00%	0	5	4		5	N SC	1			
47484	ST MARGARET'S BAY	06/18/1987	Active	18	1	0	1	5.88%	0		5		R		0			
13800	ST MARYS DISTRICT L C	01/26/1973	Active	37	0	0	0	0.00%	0		6		N	SC	2			
13799	ST PETERS	05/19/1969	Active	33	0	0	0	0.00%	0		9		N	VP,SC	12			



Club Health Assessment for District N 2 through February 2025

				Status		Membership							Reports					Finance		LCIF
Club Number	Club Name	Charter Date			Current Member Count	YTD Members Added	YTD Members Dropped	YTD Net Growth	YTD Net Growth%	Member Count 12 Months Ago	Avg. length of service for dropped members	Months Since Last MMR ***	Yrs. Since Last Officer Report	President Rotation	Vice President Reported ****	Months Since Last Activity Report ***	Account Balance	Donations for current Fiscal Year		
			Number of times on status quo within last two years		If below 15 members appears				If net loss is greater than 20% appears			If no report in 3 months appears in	When more than one year appears in	Number of repeat terms		Notes the officers that do not have an active	If no report at 12 months appears in red			
13806	STELLARTON & AREA	03/07/1965	Active		16	0	1	-1	-5.88%	0	5	4				VP	2			
13807	SYDNEY	01/26/1948	Active		9	0	0	0	0.00%	0		6		4	N	P,M,SC	12			
13811	TRURO & DISTRICT	02/16/1946	Active		15	2	6	-4	-21.05%	0	16	1			N	P,M,VP	3	\$85.40		
	Exc Award (06/30/2023)																			
13812	WHYCOCOMAGH	12/17/1969	Active		4	0	0	0	0.00%	0		8		7	R	M,VP	2	\$71.94		
13813	WINDSOR & DIST	05/31/1961	Active		10	0	2	-2	-16.67%	0	3	3				VP	2	\$1,151.92		
	Exc Award (06/30/2023)																			
13814	WOLFVILLE & DIST	06/09/1950	Active		26	2	3	-1	-3.70%	0	14	3		2	R		1			
	Exc Award (06/30/2019)																			
13815	YARMOUTH	04/06/1956	Active		43	1	2	-1	-2.27%	0	30	1		2	N	SC	0			
Current Total Clubs Count	YTD New Clubs Count	YTD Cancelled Clubs Count	YTD Net Club Gain	Current Total Members Count	YTD Add	YTD Drop	YTD Net Growth	YTD Net Growth %	Member Count 12 Months Ago	Average Member Count Per Club	% of Clubs with less than 20 members	% No MMR in 3 Months	% No Officer Report in 12 Months	% of Clubs with balance 90+ days	Number of Clubs in Status Quo	% Status Quo Clubs in Financial Suspension	Number of Cancelled Clubs	Average Cancelled Club Age	Members Lost Due to Cancellation	% of Clubs Cancelled for Non-Financial Reasons
67	0	1	-1	1,575	127	132	-5	-0.32%	0	24	52%	46%	4%	0%	1	0%	1	8	8	0%

* - P - Priority Club. Cancellation Reasons: 1-Objectives/conduct, 2-Non-active club, 5-Non-existing club, 6-Disbanding, 7-Merger, 8-Financial Suspension, 9-District/Multiple District Dues.


** - Abbreviation: P-President, S-Secretary, T-Treasurer, M-Member Chairperson, VP-First Vice President, MC-Communications Chairperson, SC-Service Chairperson

*** - Abbreviation: N/R - Never reported using the Lions Clubs website, N/A - Not applicable, No password registered for the Lions Clubs website.

**** - Abbreviation: N - New, IP - Immediate Past, R - Repeat.



Club Health Assessment for District N 3 through February 2025

			Status	Membership							Reports					Finance		LCIF
Club Number	Club Name	Charter Date		Current Member Count	YTD Members Added	YTD Members Dropped	YTD Net Growth	YTD Net Growth%	Member Count 12 Months Ago	Avg. length of service for dropped members	Months Since Last MMR ***	Yrs. Since Last Officer Report	President Rotation	Vice President Reported ****	Months Since Last Activity Report ***	Account Balance	Donations for current Fiscal Year	
			Number of times on status quo within last two years	If below 15 members appears			If net loss is greater than 20% appears				If no report in 3 months appears in	When more than one year appears in	Number of repeat terms	Notes the officers that do not have an active	If no report at 12 months appears in red			
Clubs less than two years old																		
156819	Badger	01/11/2024	Active	17	0	0	0	0.00%	0		7		2	R	SC	0	90+ Days	
156093	Bay St George CNA Campus	09/22/2023	Active	4	0	0	0	0.00%	0		9		2		S,T,M,VP,SC	16		
157316	Grand Falls-Windsor CNA	02/02/2024	Active	20	0	0	0	0.00%	0		11		2	R	M,SC	N/R		
157317	Grand Falls-Windsor Keyin	02/05/2024	Active	9	0	2	-2	-18.18%	0	1	11		None	N	P,S,M,SC	N/R		
157197	MUN Grenfell	01/29/2024	Active	9	4	22	-18	-66.67%	0	2	0		2	N	S,M,VP	4		
Clubs more than two years old																		
35358	ANCHOR POINT Exc Award (06/30/2017)	04/28/1978	Active	25	0	2	-2	-7.41%	0	1	3		2	N	SC	1	\$500.00	
140425	Baie Verte Peninsula	12/11/2019	Active	21	5	3	2	10.53%	0	4	1		5	R	SC	0		
13821	BISHOPS FALLS	04/22/1966	Active	32	1	8	-7	-17.95%	0	3	0		None		P,T,M,VP,SC	0		
135380	Blanc Sablon Centennial	08/01/2018	Active	18	0	0	0	0.00%	0		10		6	R	M,SC	12		
13823	BOTWOOD Exc Award (06/30/2017, 06/30/2022)	10/15/1951	Active	46	6	13	-7	-13.21%	0	15	1		2	R		0		
13824	BUCHANS Exc Award (06/30/2017, 06/30/2018)	11/18/1960	Active	26	0	1	-1	-3.70%	0	9	1		None		P,M,VP,SC	12		
13825	BURGEO	05/19/1972	Active	23	2	2	0	0.00%	0	20	3			N	M,VP,SC	1		
13828	CHANNEL PORT AUX BASQUES Exc Award (06/30/2017, 06/30/2018, 06/30/2020)	02/02/1951	Active	38	5	9	-4	-9.52%	0	4	0		2	R	S,M,SC	0		
130864	Conne River Aosamijij Miawpukek First Nation	05/17/2017	Active	26	0	1	-1	-3.70%	0	3	3		8	N	M,SC	0		
13831	CORNER BROOK Exc Award (06/30/2017, 06/30/2023)	05/26/1948	Active	13	0	2	-2	-13.33%	0	27	2		4	R		10		
36711	CORNER BROOK CURLING	03/22/1979	Active	25	2	0	2	8.70%	0		3		2		M,VP,SC	1	\$185.00	
13832	DEER LAKE	07/30/1953	Active	18	1	0	1	5.88%	0		0		2		M,VP,SC	0		
13835	ENGLISH HARBOUR WEST	12/21/1973	Active	39	0	4	-4	-9.30%	0	5	2		None		P,M,VP,SC	1		
13836	FLOWERS COVE	10/10/1966	Active	18	0	2	-2	-10.00%	0	39	0		6	N	M,VP,SC	17		




Club Health Assessment for District N 3 through February 2025

			Status	Membership							Reports					Finance		LCIF
Club Number	Club Name	Charter Date		Current Member Count	YTD Members Added	YTD Members Dropped	YTD Net Growth	YTD Net Growth%	Member Count 12 Months Ago	Avg. length of service for dropped members	Months Since Last MMR ***	Yrs. Since Last Officer Report	President Rotation	Vice President Reported ****	Months Since Last Activity Report ***	Account Balance	Donations for current Fiscal Year	
			Number of times on status quo within last two years	If below 15 members appears				If net loss is greater than 20% appears			If no report in 3 months appears in	When more than one year appears in	Number of repeat terms	Notes the officers that do not have appears in an active	If no report at 12 months red			
45103	FORTEAU	06/18/1985	Active	30	2	0	2	7.14%	0		4			N	P,SC	2		\$253.00
137415	Grand Falls-Windsor	02/11/2019	Active	23	11	0	11	91.67%	0		0		None		P,T,M,VP,SC	0		
35054	GREEN ISLAND L C	02/21/1978	Active	22	0	2	-2	-8.33%	0	47	1		6	R	P,T,M,VP,SC	1		
13843	HARBOUR BRETON	11/26/1965	Active	36	4	2	2	5.88%	0	14	0		2		M,VP,SC	0		
30265	HERMITAGE	02/25/1975	Active	26	0	0	0	0.00%	0		10		9	R	T,M,VP,SC	1		
15031	LABRADOR CITY	06/13/1961	Active	12	0	0	0	0.00%	0		10		6	R	T,M,VP,SC	1		
Exc Award (06/30/2016)																		
13846	LEWISPORTE	11/23/1951	Active	11	0	3	-3	-21.43%	0	3	2			N	SC	1		
47251	MARYS HARBOUR	04/29/1987	Active	6	0	0	0	0.00%	0		10				M,VP,SC	11		
13849	MILLTOWN BAIE D'ESPOIR	05/23/1972	Active	53	4	1	3	6.00%	0	17	0		2		M,VP,SC	1		\$345.88
13851	NEW WORLD ISLAND	11/23/1960	Cancelled(6*)	0	0	13	-13	-100.00%	0	36	1		None		P,S,T,M,VP SC	10		
123558	NL Green Bay South	01/06/2015	Active	21	2	12	-10	-32.26%	0	5	0		3	R	P,VP,SC	16		\$50.00
Exc Award (06/30/2016)																		
142135	NL Sight First	07/08/2020	Active(2)	6	5	1	4	200.00%	0	14	0				M,VP,SC	13		
143893	Norris Arm and Area	12/08/2020	Active	0	0	16	-16	-100.00%	0	3	0		None		P,S,T,M,VP SC	11		
13853	NORRIS POINT	06/01/1965	Active	21	1	1	0	0.00%	0	3	0		3	R	M,SC	0		\$185.09
Exc Award (06/30/2017, 06/30/2024)																		
13855	PASADENA	11/20/1965	Active	32	3	1	2	6.67%	0	3	1			N	SC	0		
Exc Award (06/30/2016, 06/30/2017, 06/30/2020)																		
146488	Port Hope Simpson	06/03/2021	Active	10	0	0	0	0.00%	0		10		3		S,M,VP	16		
28183	RAMEA	03/28/1974	Active	30	1	7	-6	-16.67%	0	9	1		4	R	M,VP,SC	0		\$71.94
Exc Award (06/30/2017)																		
35359	SANDY COVE	04/14/1978	Active	23	0	0	0	0.00%	0		3			R	M,SC	12		
13864	SPRINGDALE	05/20/1953	Active	31	0	1	-1	-3.13%	0	50	3			N	SC	4		
30589	ST ALBANS	04/11/1975	Active	32	1	2	-1	-3.03%	0	9	0			N	VP,SC	14		
13858	ST ANTHONY	09/19/1963	Active	12	0	3	-3	-20.00%	0	40	0		2		M,VP,SC	17		



Club Health Assessment for District N 3 through February 2025

			Status	Membership							Reports					Finance	LCIF
Club Number	Club Name	Charter Date		Current Member Count	YTD Members Added	YTD Members Dropped	YTD Net Growth	YTD Net Growth%	Member Count 12 Months Ago	Avg. length of service for dropped members	Months Since Last MMR ***	Yrs. Since Last Officer Report	President Rotation	Vice President Reported ****	Months Since Last Activity Report ***	Account Balance	Donations for current Fiscal Year
			Number of times on status quo within last two years	If below 15 members appears				If net loss is greater than 20% appears			If no report in 3 months appears	When more than one year appears in	Number of repeat terms	Notes the officers that do not have an active	If no report at 12 months appears in red		
13865	STEPHENVILLE	11/11/1952	Active	44	6	2	4	10.00%	0	1	0			N	0		\$1,371.56
	Exc Award (06/30/2017, 06/30/2018)																
13863	STEPHENVILLE CROSSING	06/21/1956	Active	13	1	4	-3	-18.75%	0	2	4		8	N	M,SC	1	\$138.35
	Exc Award (06/30/2017)																
44836	SUMMERSIDE	04/09/1985	Active	14	0	1	-1	-6.67%	0	1	3		2	N	P,M,SC	2	
	Exc Award (06/30/2019)																
30356	THREE RIVERS	03/19/1975	Active	26	1	4	-3	-10.34%	0	2	1				P,T,M,VP,SC	10	
	Exc Award (06/30/2017)																
35552	TROUT RIVER	05/15/1978	Active	27	0	0	0	0.00%	0		10		2	N	M,VP,SC	16	
13868	TWILLINGATE	05/26/1953	Active	33	3	3	0	0.00%	0	12	0			N	VP,SC	0	
	Exc Award (06/30/2016, 06/30/2017, 06/30/20)																
13869	UNITED TOWNS L C	08/21/1973	Active	23	3	0	3	15.00%	0		1		6	R	VP	1	
	Exc Award (06/30/2016)																
135381	Viking Trail Centennial	07/12/2018	Active	4	0	0	0	0.00%	0		10		4	R	M,VP,SC	16	

Clubs Cancelled Previous Fiscal Year – Clubs Cancelled within last 12 months may be reinstated

Club Number	Club Name	Charter Date	Current Status*	Cancellation Date
133116	Grenfell Campus	11/16/2017	Cancelled(6*)	04/29/2024

Current Total Clubs Count	YTD New Clubs Count	YTD Cancelled Clubs Count	YTD Net Club Gain	Current Total Members Count	YTD Add	YTD Drop	YTD Net Growth	YTD Net Growth %	Member Count 12 Months Ago	Average Member Count Per Club	% of Clubs with less than 20 members	% No MMR in 3 Months	% No Officer Report in 12 Months	% of Clubs with balance 90+ days	Number of Clubs in Status Quo	% Status Quo Clubs in Financial Suspension	Number of Cancelled Clubs	Average Cancelled Club Age	Members Lost Due to Cancellation	% of Clubs Cancelled for Non-Financial Reasons
47	0	1	-1	1,048	74	150	-76	-6.76%	0	22	38%	43%	0%	2%	0	0%	1	71	13	100%

* - P - Priority Club. Cancellation Reasons: 1-Objectives/conduct, 2-Non-active club, 5-Non-existing club, 6-Disbanding, 7-Merger, 8-Financial Suspension, 9-District/Multiple District Dues.

** - Abbreviation: P-President, S-Secretary, T-Treasurer, M-Member Chairperson, VP-First Vice President, MC-Communications Chairperson, SC-Service Chairperson

*** - Abbreviation: N/R - Never reported using the Lions Clubs website, N/A - Not applicable, No password registered for the Lions Clubs website.

**** - Abbreviation: N - New, IP - Immediate Past, R - Repeat.



Club Health Assessment for District N 4 through February 2025

			Status	Membership							Reports					Finance		LCIF
Club Number	Club Name	Charter Date		Current Member Count	YTD Members Added	YTD Members Dropped	YTD Net Growth	YTD Net Growth%	Member Count 12 Months Ago	Avg. length of service for dropped members	Months Since Last MMR ***	Yrs. Since Last Officer Report	President Rotation	Vice President Reported ****	Months Since Last Activity Report ***	Account Balance	Donations for current Fiscal Year	
			Number of times on status quo within last two years	If below 15 members appears				If net loss is greater than 20% appears			If no report in 3 months appears in	When more than one year appears in	Number of repeat terms	Notes the officers that do not have an active	If no report at 12 months appears in red			
Clubs more than two years old																		
13817	ALEXANDER BAY L C	01/03/1974	Active	16	1	1	0	0.00%	0	0	0		6	R	M,VP,SC	3	90+ Days	\$1,007.22
13818	ARNOLDS COVE	02/07/1968	Active	19	0	1	-1	-5.00%	0	19	0		3	N	T,M,VP,SC	0		
48422	BACCALIEU	04/11/1988	Active	27	1	6	-5	-15.63%	0	14	2			N	SC	0		\$231.74
13819	BADGERS QUAY	03/05/1956	Active	21	0	2	-2	-8.70%	0	2	4		2	R		0		
Exc Award (06/30/2017, 06/30/2023, 06/30/2024)																		
33676	BAY L'ARGENT	04/18/1977	Active	19	0	0	0	0.00%	0		10			N	P,T,M,VP,SC	10		
13820	BAY ROBERTS	10/12/1964	Active	16	0	4	-4	-20.00%	0	10	0		6		T,M,VP,SC	2		
29952	BLOOMFIELD-MUSGRAVETO WN	11/27/1974	Active	23	0	0	0	0.00%	0		11		19		T,VP,SC	1		\$1,383.53
13822	BONAVISTA	01/15/1967	Active	41	4	0	4	10.81%	0		3		2	N	SC	0		\$359.72
37632	BRIMSTONE HEAD L C	10/30/1979	Active	25	4	1	3	13.64%	0	3	0		2	N	SC	0		
13829	CLARENVILLE	05/19/1964	Active	23	1	2	-1	-4.17%	0	5	1		2	R	SC	2		
Exc Award (06/30/2023)																		
29798	COME BY CHANCE	09/10/1974	Active	13	0	1	-1	-7.14%	0	1	4			IP	M,SC	0		
13830	CONCEPTION BAY SOUTH	02/17/1971	Active	27	2	6	-4	-12.90%	0	9	0			N	M,SC	0		
Exc Award (06/30/2018)																		
13833	DUNVILLE	02/26/1973	Active	30	0	0	0	0.00%	0		10		2	R	VP,SC	2		
46189	ENGLISH HARBOUR EAST	05/12/1986	Active	20	0	0	0	0.00%	0		10			N	SC	0		
36888	FORT POINT L C	04/23/1979	Active	27	0	1	-1	-3.57%	0	9	4			N	VP,SC	0	\$3,000.00	
Exc Award (06/30/2024)																		
13838	FORTUNE	03/14/1970	Active	16	1	2	-1	-5.88%	0	25	2			N	SC	0		
13839	GAMBO	02/25/1968	Active	44	0	0	0	0.00%	0		9			N	SC	4	\$114.21	
Exc Award (06/30/2017)																		
13840	GANDER	07/06/1948	Active	25	5	2	3	13.64%	0	25	0		2	R	SC	0		
Exc Award (06/30/2024)																		
29953	GARNISH	11/25/1974	Active	11	0	2	-2	-15.38%	0	5	2				S,M,VP,SC	4	\$537.44	
Exc Award (06/30/2017)																		



Club Health Assessment for District N 4 through February 2025

			Status	Membership							Reports					Finance		LCIF
Club Number	Club Name	Charter Date		Current Member Count	YTD Members Added	YTD Members Dropped	YTD Net Growth	YTD Net Growth%	Member Count 12 Months Ago	Avg. length of service for dropped members	Months Since Last MMR ***	Yrs. Since Last Officer Report	President Rotation	Vice President Reported ****	Months Since Last Activity Report ***	Account Balance	Donations for current Fiscal Year	
			Number of times on status quo within last two years	If below 15 members appears				If net loss is greater than 20% appears			If no report in 3 months appears in	When more than one year appears in	Number of repeat terms	Notes the officers that do not have an active	If no report at 12 months appears in red			
31931	GOULDS	03/18/1976	Active	50	6	1	5	11.11%	0	0	0			N	SC	0	\$433.25	
	Exc Award (06/30/2023)																	
13841	GRAND BANK	10/23/1951	Active	29	3	3	0	0.00%	0	3	1			N	SC	9		
	Exc Award (06/30/2024)																	
31932	HANT'S HARBOUR	03/31/1976	P- Active	4	2	0	2	100.00%	0		3				T,M,VP,SC	1		
36712	HARE BAY-DOVER LC	03/12/1979	Active	10	0	4	-4	-28.57%	0	8	0			N	M	0	\$222.48	
29631	INDIAN BAY	07/23/1974	Active	28	1	1	0	0.00%	0	1	0				S,VP,SC	0		
	Exc Award (06/30/2017)																	
29272	MARYSTOWN	05/08/1974	Active	28	2	6	-4	-12.50%	0	15	0			N	M,SC	0		
13847	MOUNT PEARL	03/07/1956	Active	19	2	1	1	5.56%	0	47	0				VP	0		
	Exc Award (06/30/2024)																\$719.44	
115872	MUN CAMPUS	01/13/2012	Active	8	2	11	-9	-52.94%	0	1	0		3	N	M,SC	0		
39621	MUSGRAVE HARBOUR	03/27/1981	Active	6	2	1	1	20.00%	0	5	4				S,M,VP,SC	0		
13850	NEW HARBOUR DILDO	11/06/1969	Active	21	8	4	4	23.53%	0	13	0				T,VP,SC	1		
13854	NORTH HARBOUR L C	01/16/1974	Active	12	0	0	0	0.00%	0		4		4		M,VP,SC	2		
134798	Paradise Centennial	05/30/2018	Active	30	2	1	1	3.45%	0	1	0			R	SC	0	\$359.72	
	Exc Award (06/30/2024)																\$719.44	
13856	PLACENTIA	12/29/1960	Active	17	1	0	1	6.25%	0		0			N	T,VP	4		
33327	PORT REXTON AREA	02/25/1977	Active	19	1	2	-1	-5.00%	0	24	0		7	N	M	0		
13857	PORT UNION	11/21/1957	Active	24	0	0	0	0.00%	0		10			N	P,T,M,SC	13		
32728	PORTUGAL COVE-ST PHILLIPS L C	09/27/1976	Active	28	6	3	3	12.00%	0	5	0		3		M,VP,SC	0		
42067	POUCH COVE	12/20/1982	Active	34	7	0	7	25.93%	0		1			R		0	\$1,198.92	
	Exc Award (06/30/2023)																\$539.58	
37425	RANDOM L C	07/05/1979	Active	19	0	4	-4	-17.39%	0	26	2			N		0		
	Exc Award (06/30/2017, 06/30/2019)																	
32931	SOUTHWEST ARM	11/10/1976	Active	44	3	5	-2	-4.35%	0	23	0		2	R	SC	0		
	Exc Award (06/30/2023)																	



Club Health Assessment for District N 4 through February 2025

			Status	Membership							Reports					Finance	LCIF
Club Number	Club Name	Charter Date		Current Member Count	YTD Members Added	YTD Members Dropped	YTD Net Growth	YTD Net Growth%	Member Count 12 Months Ago	Avg. length of service for dropped members	Months Since Last MMR ***	Yrs. Since Last Officer Report	President Rotation	Vice President Reported ****	Months Since Last Activity Report ***	Account Balance	Donations for current Fiscal Year
			Number of times on status quo within last two years	If below 15 members appears					If net loss is greater than 20% appears			If no report in 3 months appears in	When more than one year appears in	Number of repeat terms	Notes the officers that do not have an active	If no report at 12 months appears in red	
43735	ST BRENDANS	04/05/1984	Active	18	0	1	-1	-5.26%	0	19	4				M,VP,SC	4	
13860	ST JOHNS	06/28/1948	Active	37	2	3	-1	-2.63%	0	20	2			N	SC	2	
Exc Award (06/30/2023)																	
13861	ST LAWRENCE	05/14/1953	Active	4	0	1	-1	-20.00%	0	61	3		8		T,M,VP,SC	3	
48047	ST VINCENTS	01/19/1988	Active	9	0	0	0	0.00%	0		6		22	R	SC	2	
13866	SUNNYSIDE	02/05/1966	Active	20	0	4	-4	-16.67%	0	14	3				M,VP,SC	1	
Exc Award (06/30/2017)																	
46957	TERRENCEVILLE	02/26/1987	Active	18	0	0	0	0.00%	0		7			N	SC	0	(\$80.45)
Exc Award (06/30/2023, 06/30/2024)																	
124240	Torbay	02/25/2015	Active	11	2	6	-4	-26.67%	0	6	0			N	S,M,SC	4	\$730.13
29848	TREPASSEY	10/08/1974	Active	20	0	0	0	0.00%	0		4				T,M,VP,SC	0	\$143.89
13870	VICTORIA	04/23/1973	Active	8	0	1	-1	-11.11%	0	26	4		7	R	SC	3	
38298	WATERFORD HOSPITAL L C	04/15/1980	Active	13	0	2	-2	-13.33%	0	5	1		2	N		1	
29954	WHITBOURNE	11/25/1974	Active	12	0	3	-3	-20.00%	0	12	3		12	R	T,M,SC	3	

Clubs Cancelled Previous Fiscal Year – Clubs Cancelled within last 12 months may be reinstated

Club Number	Club Name	Charter Date	Current Status*	Cancellation Date
146064	Newfoundland & Labrador (NL) Childrens Health	06/03/2021	Cancelled(8*)	12/29/2023

Current Total Clubs Count	YTD New Clubs Count	YTD Cancelled Clubs Count	YTD Net Club Gain	Current Total Members Count	YTD YTD Add Drop	YTD Net Growth	YTD Net Growth %	Member Count 12 Months Ago	Average Member Count Per Club	% of Clubs with less than 20 members	% No MMR in 3 Months	% No Officer Report in 12 Months	% of Clubs with balance 90+ days	Number of Clubs in Status Quo	% Status Quo Clubs in Financial Suspension	Number of Cancelled Clubs	Average Cancelled Club Age	Members Lost Due to Cancellation	% of Clubs Cancelled for Non-Financial Reasons
49	0	0	0	1,043	71 99	-28	-2.61%	0	21	49%	43%	0%	4%	0	0%	0	0	0	0%

* - P - Priority Club. Cancellation Reasons: 1-Objectives/conduct, 2-Non-active club, 5-Non-existing club, 6-Disbanding, 7-Merger, 8-Financial Suspension, 9-District/Multiple District Dues.

** - Abbreviation: P-President, S-Secretary, T-Treasurer, M-Member Chairperson, VP-First Vice President, MC-Communications Chairperson, SC-Service Chairperson

*** - Abbreviation: N/R - Never reported using the Lions Clubs website, N/A - Not applicable, No password registered for the Lions Clubs website.

**** - Abbreviation: N - New, IP - Immediate Past, R - Repeat.